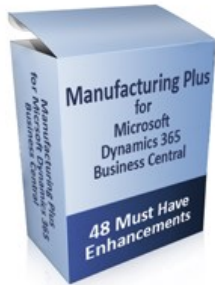


Manufacturing Plus

For Microsoft Dynamics
365 Business Central



Operational Efficiency

Stop digging for information.


Manufacturing Plus presents your operational data in a clear and logical order. How you organize your screens and your workflow does make a

difference. Now it is just one click to your answers. No more screen clutter and no confusion. Expedite your data entry and data access.

Solution: Efficient Workflow.

Call us for a Demo today!

Manufacturing Plus Role Center



[Click Here to request a Quote](#)



Featured Enhancements:

- **Mfg. Specific Role Center**
- **Item List / Item Card**
 - Standard Cost Distribution
 - Future Cost Projection
 - MSRP Calculation
 - Contract Price Updates
 - BOM Version Access
 - Cost Statistics
- **Bill of Material Design**
 - BOM Drill
 - Instant Print
- **Routing Card**
 - Tool & Personal Table
 - Access from Item Card
- **Location Card**
 - Access Ledger Entries
- **MRP Worksheets**
- **Planning**
 - Forecast w/ Prior Year Sale
 - Multi-lot Qty Calc & current cost
 - Print Requisition Worksheet



[Video](#)



[Website](#)



[Email](#)

Business Benefits

Manufacturing Plus

A group of forty eight (48) improvements for Microsoft Dynamics 365 Business Central.

MP provides a clear view into the following:
Standard Cost, Current Cost, and Future Cost; Estimating; and Pricing.

Additional Key Features:

- **Execution**
 - Added Resource to Output Journal
 - Totals added to Consumption and Output Journal
- **History (Finished Production Orders)**
 - History Order Stats
 - Audit Report
 - Expected vs. Actual Cost
 - Parts per Hour, Hour per Parts

Released Production Orders

1011002 - Bicycle

Process Show Attached Actions Navigate Report Less options

General

No. 1011002 Due Date 1/31/2020
Description Bicycle Assigned User ID
Description 2 Bicycle Blended
Source Type Item Creation Date 9/19/2018
Source No. 1000 Last Date Modified
Search Description BICYCLE Status Released
Quantity 27

Expected Cost Factbox

EXPECTED COST	
Material Cost	8,720.85
Capacity Cost	\$0.00
Subcontracted Cost	\$0.00
Capacity Overhead	\$0.00
Manufacturing Ov..	\$0.00
Total Cost	8,720.85
Cost Per Unit	342.28
Capacity Need	1.633
Capacity in Hours	27.13
Parts Per Hour	1.01

Actual Cost Factbox

ACTUAL COST	
Material Cost	8,720.85
Capacity Cost	\$0.00
Subcontracted Cost	\$0.00
Capacity Overhead	\$0.00
Manufacturing Ov..	\$0.00
Total Cost	8,720.85
Cost Per Unit	342.28
Actual Time Used	1.633
Capacity in Hours	27.13
Parts Per Hour	1.01

Lines Manage More options

New Line Delete Line MP Routing MP Components Calc Material Constraint

ITEM NO.	DESCRIPTION	PRODUC..	ROUTING	MATERIAL	STARTING	ENDING	QUANTITY	UNIT OF	FIN.
		BRAND NO.	NO.	CONSUMPT	DATE TIME	DATE TIME		MEASURE	SWN
1000	Bicycle	1000	1000		1/31/2020 12:5...	1/31/2020 4:00...	27	PCS	

[Click Here for Pricing](#)



[Video](#)



[Website](#)



[Email](#)

- **Reporting**
 - Master Production Schedule
 - Indented & Costed BOM
 - Planning Worksheet Pre-Carry out
 - BOM Master and Routing Master
 - Capacity Task Lists
 - Planning Availability
 - Shortage List
 - Expected vs. Actual Cost
 - Production Order Audit.
- **Production Orders**
 - Estimate vs. Actual Costs Fact Boxes
 - New Traveler
 - New Cost Audit Report
 - Machine Center Load & Work Center Load
 - Work Center Task List
 - Unit Cost and Output Quantity now visible
 - Production Order Routing now drillable
 - Enhanced Statistic Window Capacities
 - Quick Print of Audit

Manufacturing Plus

For Microsoft Dynamics
365 Business Central

You get a Clean, Crisp, and Easy to Use Role Center

CRONUS International Ltd. | Inventory ▾ Product Design ▾ Capacities ▾ Journals ▾ Posted Documents ▾
Customers Vendors Items Resources Work Centers Machine Centers Locations

ACTIONS

> Tasks > General > Tracking Planning Availability Subcontractor - Dispatch List

Insights

MFG Plus Activities PRODUCTION



SALES



PURCHASES



My Production Orders ▾

STATUS	PRODUCTION ORDER NO.	DESCRIPTION
Released	1011002	Bicycle
Released	1011004	Bicycle

My Items ▾

ITEM NO.	DESCRIPTION
1000	Bicycle
1001	Touring Bicycle
1100	Front Wheel
1150	Front Hub
1200	Back Wheel

My Customers ▾

Manufacturing Oriented Item Statistics w/ Future Cost Calculation

65 Business Central Items > 1000 - Bicycle > 1000

ITEM COST STATISTICS

1000

Process Report Show Attached Actions Navigate Less options

Calc. Current Cost View Calc Error Log View Current Co... Production BOM View Std Cost Production BOM Update Items Standard Cost Quick Edit

Parameters

Item No.	1000	PARAMETERS FOR CURRENT/FUTURE COSTS	
Description	Bicycle	New Lot Size	0.00
Lot Size	10.00	New Overhead Rate	0.00
Overhead Rate	0.00	New Indirect Cost %	0.00
Indirect Cost %	0	New Scrap %	0.00
Scrap %	0	New Production BOM No.	
Production BOM	1000	New Routing No.	
Routing No.	1000	New Cost Factor	1.12
		New Calculation Date	

Item Cost Statistics

	UNIT/STANDARD COST	CURRENT/FUTURE COST	VARIANCE
Cost	355.48	392.95	37.47
Single-Lev Material Cost	327.8804	361.75328	33.87
Single-Lev Capacity Cost	27.60	31.20	3.60
Single-Lev Subcon. Cost	0.00	0.00	0.00
Single-Lev Cap. Ovhd Cost	0.00	0.00	0.00

Manufacturing Plus

For Microsoft Dynamics
365 Business Central

Item Card comes with Fact Boxes: Quick Access to Router and BOM

1000 · Bicycle

Process Item History Special Sales P...ces & Discounts Request Approval Show Attached Actions Navigate Less options

Item Show more

Description Bicycle Base Unit of Measure PCS
Blocked ☐ Item Category Code
Type Inventory


Inventory Show less

Shelf No. F4 Qty. on Job Order 0
Created From Catalog Item ☐ Qty. on Assembly Order 0
Search Description BICYCLE Qty. on Asm. Component 0
Inventory 32 Stockout Warning Default (Yes)
Qty. on Purch. Order 0 Prevent Negative Inventory Default (No)
Qty. on Prod. Order 42 Net Weight 0
Qty. on Component Lines 0 Gross Weight 0

Item Prod. Design

Routing No.	1000
Routing Curr Versi...	—
Production BOM N...	1000
Prod BOM Curr Ve...	—

Picture ▼



Attachments
Documents 0

Production BOM now has an Easy Drill to Sub-Assemblies

General

No.	1000	...	Version Nos.	
Description	Bicycle		Active Version	
Unit of Measure Code	PCS		Last Date Modified	
Status	Certified		Comments Exist	No
Search Name	BICYCLE			

Lines Manage More options

New Line Delete Line View BOM View Routing

TYPE	CO...	QUANTITY PER	UNIT OF MEASURE CODE	SCRAP %	ROUTING LINK CODE	BOM NUMBER	ROUTING NUMBER	ITEM FLUSHING METHOD	REPLEN... SYSTEM	MANUFA... POLICY
Item	No	1	PCS	0		1100	1100	Manual	Prod. Order	Make-to-St...
Item	No	1	PCS	0		1200	1200	Manual	Prod. Order	Make-to-St...
Item	No	1	PCS	0		1300	—	Manual	Prod. Order	Make-to-St...
Item	No	1	PCS	0		—	—	Manual	Purchase	Make-to-St...
Item	No	1	PCS	0		—	—	Manual	Purchase	Make-to-St...

Manufacturing Plus

For Microsoft Dynamics
365 Business Central

Work Center Card now has Capacity and Load clearly displayed

100 · Assembly department

Report	Work Ctr.	Planning	Show Attached	Navigate	Report	Less options
--------	-----------	----------	---------------	----------	--------	--------------

General

No. 100 ...

Name Assembly department

Work Center Group Code 1 ▾

Alternate Work Center ▾

Search Name ASSEMBLY DEPARTMENT

Blocked ☐

Last Date Modified

Current Capacity Need 1,674.00

Allocated Time 2,075.00

Machine Center Count 3

Work Center Statistics

THIS PERIOD

Expected	January
Total Capacity	33,120
Effective Capacity	33,120
Efficiency %	100
Total Cost	0
Need	0
Efficiency %	0
Total Cost	0

PROD. ORDER

Need (Qty.)	3,055
-------------	-------

Machine Center Card now has Capacity and Load clearly displayed

110 · Mike Seamans

Mach. Ctr.	Planning	Show Attached	Navigate	Less options
------------	----------	---------------	----------	--------------

General

No. 110 ...

Name Mike Seamans

Work Center No. 100 ▾

Search Name MIKE SEAMANS

Blocked ☐

Last Date Modified

Current Capacity Need 641.00

Allocated Time 400.00

Machine Center Statistics

THIS PERIOD

Expected	January
Total Capacity	11,040
Effective Capacity	11,040
Efficiency %	100
Total Cost	0
Need	0
Efficiency %	0
Total Cost	0

PROD. ORDER

Need (Qty.)	400
-------------	-----

Posting

Direct Unit Cost 0.00

Unit Cost 0.00

Manufacturing Plus

For Microsoft Dynamics
365 Business Central

Now you can use a “Resource”, not a Machine Center, for Employee Costing

Business Central										
Output Journals > DEFAULT · Default Journal										
OUTPUT JOURNALS										
Batch Name: DEFAULT										
Manage Process Actions Navigate Less options										
POSTING DATE	ORDER NO.	DOCUM... NO.	ITEM NO.	OPERATI... NO.	ORDER LINE NO.	TYPE	NO.	DESCRIPTION	RESOUR... NO.	CAP. UNIT OF MEASURE CODE
1/23/2020	1011002	1011002	1000	30	10000	Machine Ce	130	Final assembly	LINDA	90 MINUTES
1/23/2020	1011002	1011002	1000	30	10000	Machine Ce	130	Final assembly	MARY	50 MINUTES

Output Jnl Factbox

Total Setup Time	0.00
Total Run Time	140.00
Total Output Qty	0.00
Total Amount	0.00

Added the visibility to Remaining Quantity per Operation on Prod. Order Routing

Business Central										
Released > 1011002 · Bicycle										
Search + New Edit List Delete Process Show Attached Open in Excel Actions Navigate Less options										
Comments Tools Personnel Quality Measures										
EDIT - PROD. ORDER ROUTING - 1011002 BICYCLE 1000 + New										
OPERA... NO.	TYPE	NO.	DESCRIPTION	MATERIAL CONSTRAINT DATE	STARTING DATE-TIME	ENDING DATE-TIME	INPUT QUANTITY	ACTUAL OUTPUT QTY	REMAINING QUANTITY	SETUP TIME
10	Work Cente	100	Wheel assembly		1/27/2020 12:5...	1/28/2020 12:0...	27	27.00	0.00	110
20	Machine Ce	120	Chain assembly		1/28/2020 12:0...	1/29/2020 11:0...	27	27.00	0.00	15
30	Machine Ce	130	Final assembly		1/29/2020 11:0...	1/30/2020 12:1...	27	27.00	0.00	10
40	Machine Ce	110	Control		1/30/2020 12:1...	1/30/2020 4:00...	27	27.00	0.00	10

For Microsoft Dynamics
365 Business Central

←	CONSUMPTION JOURNALS
-------------------	----------------------

DEFAULT · Default Journal

Batch Name: DEFAULT ...

Manage Process Actions Navigate Less options ⓘ ↗

POSTING DATE	ORDER NO.	ORDER LINE NO.	PROD. ORDER COMP. LINE NO.	DOCUM... NO.	ITEM NO.	DESCRIPTION	QUANTITY	UNIT OF MEASURE CODE	UNIT AMOUNT	APPLIES- TO ENTRY	APPLIE FRI ENT
1/23/2020	1011004	10000	80000	1011004	1700	Brake	4	PCS	9.765	0	
1/23/2020	⋮ 1011004	10000	0	1011004	1120	Spokes	2	PCS	2.00	0	

Item Inl. Totals

Total Quantity	6.00
Total Amount	43.06

Supply

Inventory	10,000
Qty. on Req. Worksheet	0
Qty. on Purch. Order	0
Qty. on Prod. Order	0
Qty. on Transit Order	0
Qty. on Assembly Order	0
Net Supply	10,000

Demand

Qty. on Component Lines	0
Qty. on Sales Order	10
Qty. on Service Order	0
Qty. on Job Order	0
Qty. on Asm. Component	0
Net Demand	10
Net Available	9,990

Process

Item

History

Special Sales Prices & Discounts

Request Approval

Show Attached

Actions

Navigate

Less options

Item

Show more

Description

Bicycle

Base Unit of Measure

PCS

Blocked

☒

Item Category Code

Type

Inventory

Inventory

Show less

Shelf No.

F4

Qty. on Job Order

0

Created From Catalog Item

☒

Qty. on Assembly Order

0

Search Description

BICYCLE

Qty. on Asm. Component

0

Inventory

32

Stockout Warning

Default (Yes)

Qty. on Purch. Order

0

Prevent Negative Inventory

Default (No)

Qty. on Prod. Order

42

Net Weight

0

Qty. on Component Lines

0

Gross Weight

0

Item Prod. Design

Routing No.

1000

Routing Curr Versi...

—

Production BOM N...

1000

Prod BOM Curr Ve...

—

Picture

Attachments

Documents

0

Manufacturing Plus

For Microsoft Dynamics
365 Business Central

Manufacturing Plus Software Prices

Let us know what Version of Microsoft Dynamics 365 Business Central you are using and we can produce a Formal Quote for your Management review.

Our Quotes will include Software, Annual Maintenance, and an estimate for Installation, Configuration, and End-User Training. Our current Labor Rate is \$185/hr

Price

On Premise:

\$1650 +16% annual maintenance fee

Saas:

\$8 per user/month

Support & Troubleshooting & Upgrades

We hope you never need us, but if you do, we are there for you. Before, During, or After your “go live”, you may have questions and configuration needs. Call on us to provide the extended support you need to maximize your Add-On Software.

We encourage you to engage us so you fully utilize your Add-on Software. When you are ready to upgrade to a newer version call on us for that service too.

Services

Advanced Training - \$185/hr

On-Going Support - \$185/hr



[Click Here to request a Quote](#)